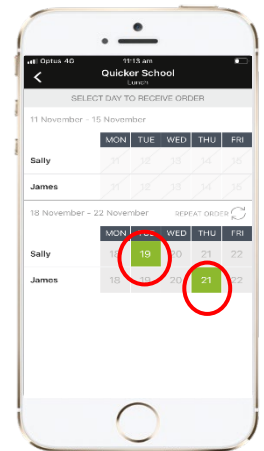




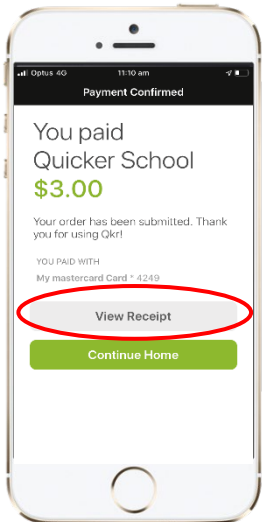
Ordering from the Tuckshop

How to ensure that you have ordered correctly.

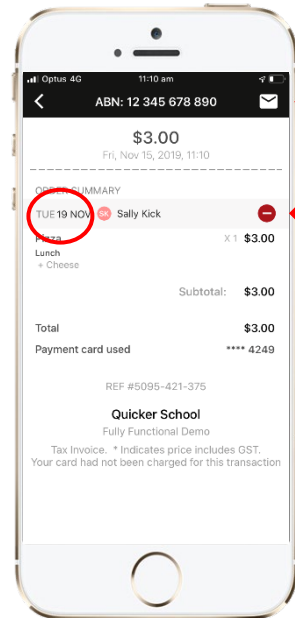
1. The dates you have ordered for will appear green on the screen with the date clearly displayed.



2. Select 'View Receipt' to check the details of your purchase.



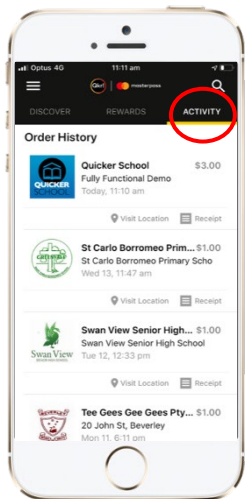
3. On the receipt check the date of delivery.



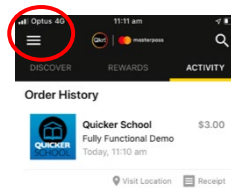
Email the receipt for your records

Cancel the order before the cut-off date or delete order and re order.

4. Previous 10 receipts can be found in 'Activity'.

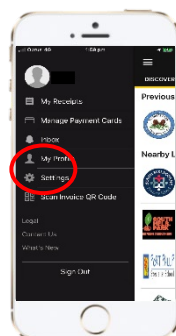


5. Select the three lines top left for Qkr settings.



6. Select 'My Receipts' for more history.

7. Select settings for more helpful functions



Email receipts automatically to help remind you of payments made

